

1

2

3

4

6

7

A

A

B

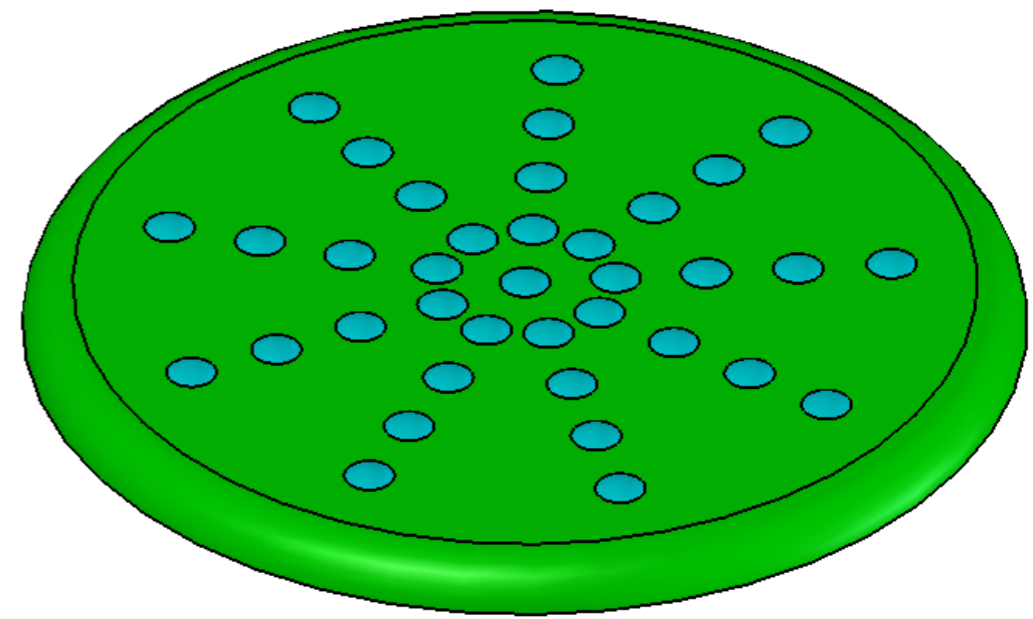
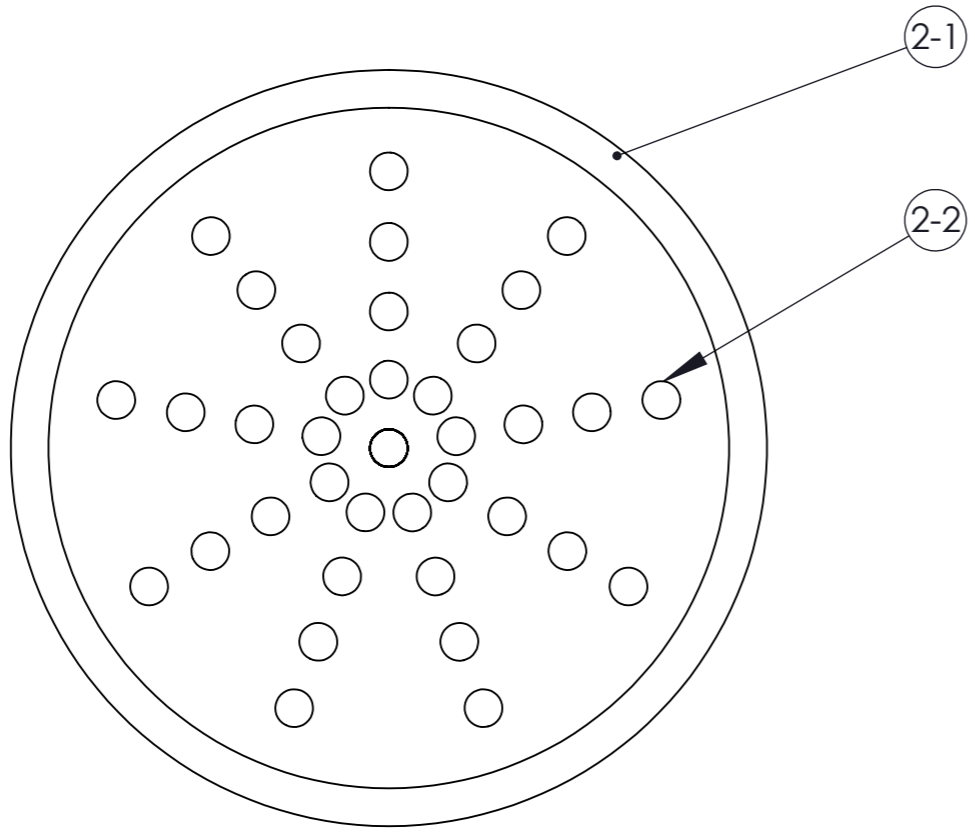
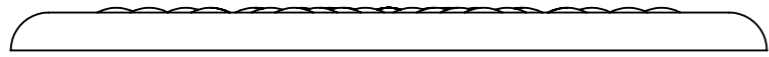
B

C

C

D

D



THIS DRAWING SHOULD BE CONSIDERED WITH THE BOM AND THE 3D FILE (IF SUPPLIED)

MATERIAL: NIL	UNLESS OTHERWISE SPECIFIED	DATE 13-MAR-2008	EMMA'S FITNESS		
	DIMENSIONS ARE IN MILLIMETERS				
FINISH: NIL	TOLERANCES		REVISION 1	TITLE: SEAT ASSEMBLY	
	DECIMALS: X.X ± 0.20 X.XX ± 0.10				
	FRACTIONS ± 1/32 ANGULAR: ± 0°30' FINISH: 1.6			DRAWING NUMBER: SA-002	SCALE: 1:4
DO NOT SCALE THIS DRAWING					

1

2

3

4

6

7